

Pain Relief

Wound Healing

Arthritic Conditions

Intervertebral Disc Disease

Pyotraumatic Dermatitis

Post Surgical Pain Relief

Degenerative Joint Disease

Lick Granulomas

Degloving Injuries

Dermatological Conditions

Periodontal Disease

Gingivitis

Otitis



**COMPANION**  
**THERAPY LASER®**  
\*  
LiteCure, LLC

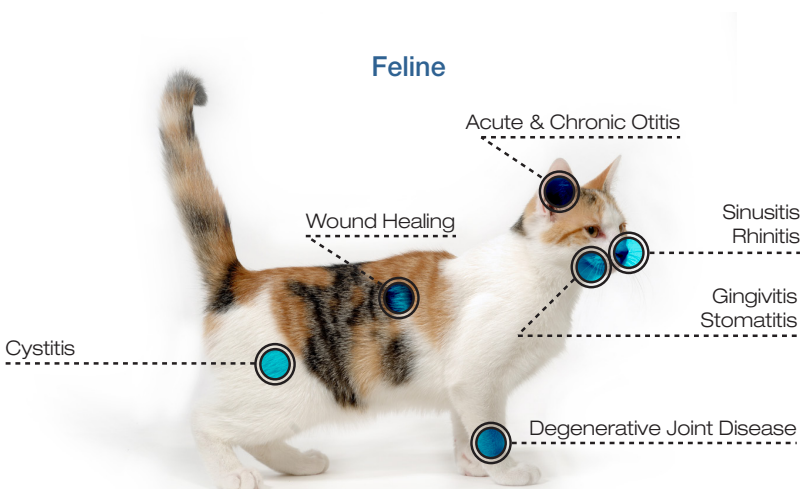
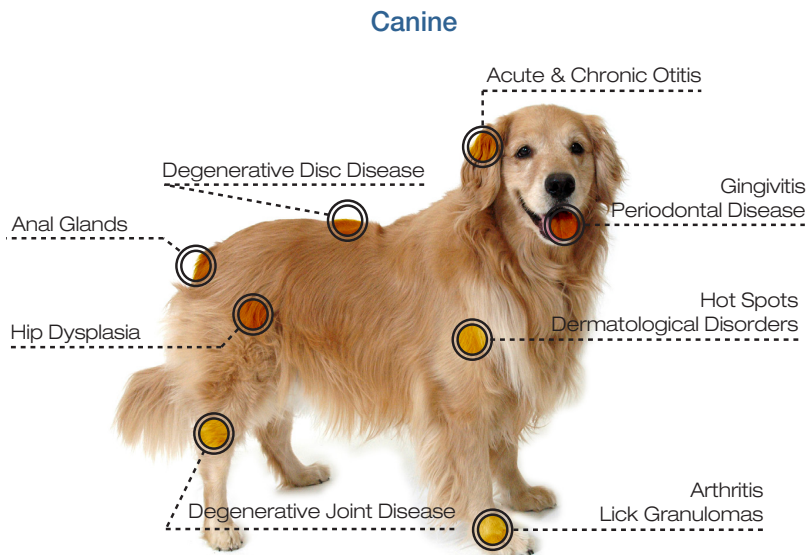
***Innovative Solutions for Everyday Disorders***

# Solutions Laser Therapy Can Provide Your Practice

The Companion Therapy Laser® provides a revolutionary new approach for treating many of your patients' needs. Preventing and managing pain has become a fundamental part of quality and compassionate patient care in veterinary medicine. Some practices have identified pain as the fourth vital sign after temperature, pulse, and respiration, integrating it into all patient evaluations. Laser therapy is gaining widespread acceptance, among a growing number of applications, as a standard of care in the veterinary office. From the treatment of pain following a traumatic incident to post surgery treatments, laser therapy can be a complementary and effective treatment solution.

Every veterinary practice can quickly and easily benefit from implementing this new innovative therapy.

## Applications include, but are not limited to:



The deeper penetration provided by the Companion Therapy Laser® increases the number of treatment options and reduces treatment times. Patients respond and relax immediately.

## Enhance your Pain Management Program

Pain caused by disease, age or trauma may all be reduced or even eliminated with the Companion Therapy Laser® System

### Case Study



#### Application

Use of the Class IV Companion Therapy Laser after oral surgery will accelerate healing and help reduce post operative pain.

#### Patient

“Sophia,” Siamese Mix, 1 yr, FeS, 8 lb

#### Procedure

Surgical extraction of a fractured lower left premolar.

#### Technique

Class IV Companion Therapy Laser treatment of the surgical site after surgery.

Case study courtesy of John Godbold, DVM / Stonehaven Park Veterinary Hospital

“Our patients develop more intense positive responses more quickly with the Companion Laser than we have found with other less powerful units.”

### James S. Gaynor, DVM, MS

Diplomate, American College of Veterinary Anesthesiologists  
Diplomate, American Academy of Pain Management  
Certified Veterinary Acupuncturist  
Animal Anesthesia & Pain Management Center  
Colorado Springs, CO

### Case Study



#### Problem

Patient presented with acute lumbar muscle pain. Patient showed muscle spasms and marked pain on palpation of dorsal lumbar area and no neurological deficits. Radiographic studies are within normal limits.

#### Patient

“Blackjack,” Schnauzer, 10 yr, MN, 18 lb

#### Treatment Technique

One treatment session with the Class IV Companion Therapy Laser using an “Acute Pain / Back Injury” program.

#### Treatment Results

Within one hour of treatment Blackjack was moving about normally. At discharge he was jumping up on the owner for the first time in several days. Blackjack was discharged on NSAIDs. Further treatment was not necessary.

Case study courtesy of John Godbold, DVM / Stonehaven Park Veterinary Hospital

“Anything inflammatory is fair game. If you’ve got pain, swelling, or healing, you’ve got a use for laser therapy.”

### Tim Montague, DVM

Eads Animal Hospital - Eads, TN

## Laser-Assisted Wound Healing

Companion Therapy Laser® provides a revolutionary new approach to Veterinary Wound Management. It can significantly reduce healing time. Traumatic skin injuries and surgical incisions benefit greatly from laser therapy intervention.

- Enhanced leukocyte infiltration
- Increased macrophage activity
- Increased neovascularization
- Increased fibroblast proliferation
- Keratinocyte proliferation
- Promotion of early epithelialization
- Growth factor increases
- Enhanced cell proliferation and differentiation
- Increased tensile strength in wound healing

## Successful Laser Therapy for Dermatology Use

- Infectious dermatitis
- Folliculitis
- Abscesses
- Eosinophilic Granulomas
- Insect Bites/Stings
- Otitis interna/externa
- Pyotraumatic dermatitis (Hot Spots)
- Lacerations/abrasions
- Burns
- Pyoderma

### Laser Therapy Helps Abused Pitbull Heal

*As Seen on National News and YouTube*

Louis Vuitton, an abused pit bull, received daily laser treatments to ease his pain, heal his wounds and help restore his mobility and function.

On September 7, 2007, 2-year-old Louis was beaten with a shovel and set on fire with charcoal lighter fluid, causing severe burns over more than 60 percent of his body.

“Louis is now 100 times better than we ever thought and Companion Therapy Laser® treatments have helped him out a lot.”

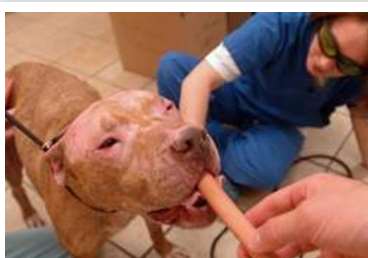
**-Steve Tears, director of Montgomery Humane Society**

The Animal Emergency Clinic of Montgomery is donating the treatments, said Dr. Louis Gotthelf, one of the 11 area veterinarians who own the clinic.



**Before**

*Photo taken September 7, 2007, 30 minutes after the attack.*



**After**

*Photo taken October 2, 2007, following Companion Therapy Laser® treatments.*

YouTube: <http://youtube.com/watch?v=OJltdoliW2Y>

## Start or Expand Your Rehabilitation Program with Laser Therapy

Using the Companion Therapy Laser<sup>®</sup>, veterinarians are able to implement rehabilitation treatment plans to restore mobility, strengthen muscles and joints, and help animals heal faster postoperatively while focusing on reducing pain. Laser Therapy may begin prior to surgery, following an injury, or upon referral for a limb deformity. It is most successful when laser therapy treatments are integrated and coordinated from the beginning, when the initial injury occurs and prior to a surgery being performed. Maintenance laser therapy can be used post rehabilitation to assist continued mobility, strength and fitness.

Laser-assisted rehabilitation can be combined with other treatment modalities, to decrease recovery times and enhance outcomes.

### Laser-Assisted Rehabilitation Outcomes

- Restore mobility post surgery
- Improve function and quality of movement after an injury
- Manage acute and chronic pain
- Improve quality of life for the geriatric and arthritic patients
- Increase of strength, range of motion, endurance and performance
- Reduction of pain, swelling and complications

**“In my pain management referral practice, I see animal patients who deal with pain of many different etiologies. Their common denominator is that they don’t deserve to hurt. Low-level-laser therapy with the Companion Laser is a critical component of a multi-modal approach to pet pain management. As a Class IV laser, the higher power provides effective treatment in a shorter time, allowing me to better leverage my time with patients.”**

**Robin Downing, DVM, CVA, DAAPM, CCRP**

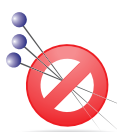
*Hospital Director*

*The Downing Center for Animal Pain Management, LLC*

*Windsor Veterinary Clinic, PC*

*Windsor, CO*

### Needle Free Acupuncture



The World Association of Laser Therapists has established that acupuncture points can be photostimulated. This allows a painless and sterile acupuncture technique.



## Case Study



### Problem

Osteoarthritis of stifles, hips, and lumbar spine. Patient's activity has declined, has difficulty rising and moving up and down steps. Patient is on oral NSAID.

### Patient

"Sandy," Boxer, 11 yr, M, 63 lb

### Treatment Technique

Six treatments with the Companion Laser over three weeks. No change in additional therapy during initial laser treatment. Follow-up treatments as needed every 3-4 weeks.

### Treatment Results

The patient's activity has increased and he moves about much more easily on a reduced dose of oral NSAID.

Case study courtesy of John Godbold, DVM / Stonehaven Park Veterinary Hospital

"We recommend Companion Laser Therapy to all our geriatric arthritic patients and require it as after-care on all of our routine surgeries. I take pride in the fact that our clinic now possesses the ability to enhance the lives of so many animals due to this miraculous therapy"

**Tia Lomeli**

Animal Care Center  
Prattville, AL

The application of photobiostimulation to osteoarthritic conditions generates numerous biologic and physiologic benefits that improve the quality of life for the animal suffering from this condition.

- Decrease Inflammation
- Reduce Pain
- Improve Quality of Life

Deeply penetrating photons provide a relief from pain and a decrease in the inflammatory cycle typical with this condition. Tissues within the joint capsule, synovial membrane and the supporting soft tissue structures are stimulated resulting in an intracellular biochemical cascade of events that culminates in relief for the patient. Pain and inflammation are reduced, an increase in intra-articular circulation occurs, more normalized synovial fluid is generated and therefore chondroblastic cellular formation is accelerated undermining this deleterious and debilitating condition.

If you currently manage osteoarthritis cases with physical therapy and pharmaceutical methodology, the addition of deep penetrating photonic therapy will result in rehabilitative and therapeutic benefits for the patient that also stop this deleterious condition from progressing to an unmanageable degree.

Model	CTL-6
Laser Type	Class IV, Solid State
Laser Wavelength	980 nm
Laser Power	6 W
Operating Modes	Continuous Wave (CW) or Pulsed
Aiming Laser Wavelength	650 nm
Dimensions	12.5" x 9.5" x 6.5"
Weight	12 lbs.



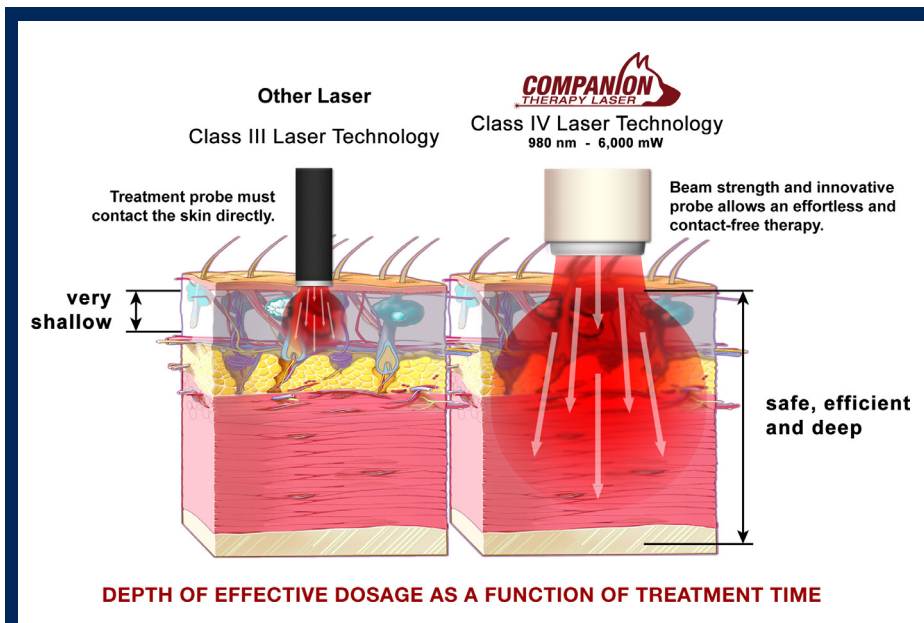
# The Science Behind the Companion Therapy Laser®

Light must be absorbed for there to be any biologic effect, and a given wavelength of light may be strongly absorbed by one type of tissue, and be transmitted or scattered by another. Each type of tissue has its specific absorption characteristics depending on its specific components (i.e., skin, hair follicles, pigment, blood, etc.).

**The success of the Companion Therapy Laser® is due to these factors:**

- **Wavelength**  
Optimal wavelength for deeper penetration, specifically designed for animals.
- **Power**  
Larger doses delivering up to 1,500 times more energy resulting in faster treatment times
- **Power Density**  
Delivering a larger number of photons per treatment area for more consistent treatment outcomes

Studies have shown that when tissue cultures are irradiated by lasers, enzymes within cells absorb energy from laser light. Photons are absorbed within the mitochondria and the cell membrane. This produces higher ATP levels and boosts DNA production, leading to an increase in cellular health and energy. These studies have scientifically proven that laser therapy reduces pain, inflammation, and stimulates nerve regeneration, muscle relaxation and immune system response.



## Compare the Difference

### The Importance of Wavelength

The biological effect of laser therapy is related to the wavelength of light emitted by the laser. The shorter the wavelength, the more readily the energy is absorbed and scattered in the body before it reaches the target area. Generally the longer the wavelength (up to approximately 1200nm), the deeper the penetration of photon energy. Simply stated, if you can't reach it, you can't treat it.



## CTL-10: Laser Therapy Solution for Mixed Animal Practices

The CTL-10, designed exclusively for the mixed practice, builds upon the innovation of the CTL-6 to provide the same great results. Whether your patient is a Dachshund with disc disease or a Grand Prix Jumper with a sore back, the CTL-10 will provide immediate relief of both pain and inflammation within the tissues.

The CTL-10's versatility provides therapy solutions for numerous disorders, whether you are treating a companion pet, equine, or specialty animal.

### Examples include:

- Equine Back Problems
- Equine Joint Problems
- Laminitis
- Ligament and Tendon Disorders
- Carpalitis
- Tarsitis
- Wound Healing in all species
- Bowed Tendons
- Bucked Shins
- Suspensory Desmitis

### Enhanced Features for Equine Applications

- Delivers 600 J/min allowing for efficient treatment times for large animals.
- Same deep effective therapy as the CTL-6
- Two specifically sized treatment hand pieces, optimized for both small and large animals.
- Lightweight, rugged and extremely portable.
- Pre-programmed protocols allowing 'touch of the button' therapy sessions



**Ian Millar**  
World Champion

Model	CTL-10
Laser Type	Class IV, Solid State
Laser Wavelength	980 nm
Laser Power	10 W
Operating Modes	Continuous Wave (CW) or Pulsed
Aiming Laser Wavelength	650 nm
Dimensions	12.5" x 9.5" x 6.5"
Weight	12 lbs.



## Additional & Optional Accessories



**Cart**



**Protocol Books**



**Safety Glasses**

**Carrying Case**



“We have had exceptional success treating numerous tendon problems in the equine portion of our practice and adopted this modality as the primary therapy in the treatment of lick granulomas in the canine portion of the practice. All of the trauma cases have received beneficial reduction in both pain and swelling.”

**Warner McFarland D.V.M.**  
Carbon County Veterinary Hospital  
Rawlings, WY

To Whom it May Concern,

On September 27, 2007, my 5-year-old quarter horse gelding, “Mikie” hurt both of his legs right above the hoof on the fetlock joint. I doctored this with stall rest and lots of soaking etc., the ‘typical things’ to do. After almost 3 (long) months it was not getting better and started to change for the worse. The back right leg is the one that I could not get to heal and then it started to harden into the joint and wrap around the front of the fetlock.

I took him to Todd Durig and Debi Owen to get evaluated and see if there was anything that could be done with the laser. They were honest and said that they had not seen something like that before but would try their best to make it better, if anything try to get the hardness to go away. Mikie then proceeded to have 6 treatments. I went back to pick him up a week and half later with hopes of some improvement.

The result was, and still is AMAZING! Not only had the hardness gone away, the wound was closing up, the skin in the wound was a light pink color, and it was soft! I just stood there telling them I could not believe what the laser did to help him. I will forever be a believer in this machine and what it does. I will never treat an injury without the laser again. I only wish that I would have gotten this done sooner. Six treatments later and I have a soft joint, wound closing and peace of mind that my horse is going to be ok....THANK YOU!

*Katie Toothman*



*Mikie, Before Treatment*



*Mikie, After Treatment*

## Differentiate Your Practice

Some of the most common responses we have received from owners of a Companion Therapy Laser® System are:

- The Companion Laser has allowed my practice to become a high tech solution provider.
- Offering the Companion Therapy Laser® has given my clients the drug-free pain relief option that they are seeking.
- By adding the Companion Laser as a standard pre and postoperative protocol, pain is reduced and healing times are shorter, making my clients happier and raising the level of care my practice can offer.

By offering Companion Therapy Laser®, you can clearly differentiate your practice as an **INNOVATIVE, LEADING EDGE VETERINARY PRACTICE** which is offering the best state of the art patient care.

## Retain Existing Clients

Offering a new option in managing pain and wounds gives you, the practitioner, the ability to treat patients that are unable to tolerate medication or anti-inflammatory drugs, especially those animals that experience side effects from pain medication or anti-inflammatories.

The option of having laser therapy provides aging animals a non-surgical way to relieve their pain and increase their quality of life. Client retention is enhanced when you offer an affordable method of addressing their Companion's pain.

## Attract New Clients

Adding any new service has a positive impact on attracting new clients. Offering laser therapy has a profound impact! The results speak for themselves and word of mouth alone brings in new clients who are seeking alternatives to drugs or surgery for their pet.

The Companion Therapy Laser® will set your practice apart from others as clients will be offered a revolutionary new treatment alternative.

## Increase Your Profits

Integrating the Companion Therapy Laser® into your practice is seamless. Many existing treatments can be made more effective with the use of the laser, making it a valuable tool from day one.

Treatment plans are typically sold in groups of 5 or 6. This allows you to get prepaid for the entire therapeutic regimen, making scheduling less of a burden and follow-ups guaranteed.

Laser treatments are often assigned to Veterinary Technicians, making the treatments easier to schedule and more profitable to the practice.



# Companion Practice Builder

The “Companion Marketing” program is designed to assist Companion Therapy Laser® owners, in marketing and educating existing and potential clients about laser therapy and its benefits to their pets.

First-time buyers will receive with their therapy laser:

- In-house training and laser certification
- A starter pack of “Patient Tri-fold” brochures for use in waiting rooms
- Posters for office display
- Customized postcards for mailing to existing mailing list

## This package includes:



### Client brochures

This tri-fold marketing piece is designed to inform your clients of the benefits of laser therapy and answer some of the initial questions they may have about this exciting new technology.

### Posters

These posters are designed to hang in the office, making clients aware that your practice is now offering advanced solutions to their pet's pain.

### Client Mailers

These postcards are available to send to existing or potential clients letting them know your practice is offering laser therapy. This is an excellent way to jump start your new practice addition.

## Also available:

- Artwork for Website and Print Advertising
- Press releases, announcing the addition of the Companion Therapy Laser to a practice.
- One-on-One Marketing advice

**Veterinarians are raving about how Companion Laser Therapy has expanded their business.**

*“The dividends are exponential both medically and financially.”*

*“The laser has already almost paid for itself after just 4 or 5 months.”*

*“The cost of the treatment is both acceptable to my clients and profitable for the practice.”*

*“After a short period of time the laser is fully booked week to week. I will soon put an additional room on the practice with my second Companion Laser.”*

## About the Company

Combining physics, laser science, and engineering, LiteCure, LLC™ is a leading medical device manufacturing company bringing advanced laser technology and innovative solutions to the health care industry.

Located in Newark, Delaware, LiteCure provides expertise in design, manufacturing, production, and support. LiteCure provides highly reliable products and the resources and tools to successfully incorporate the technology and products into any practice.

LiteCure is an FDA registered manufacturer providing FDA cleared products for a variety of medical applications. Each product has been designed and manufactured under stringent quality control systems that are certified to meet ISO-9001 and ISO-13485 standards for medical devices.

With over 10 years of state-of-the-art laser development and manufacturing expertise, LiteCure ensures its customers the best in technology and design. LiteCure, LLC employs a highly experienced team of research and development engineers that together represent over 100 years of experience in the field of laser development and systems integration.



250 Corporate Blvd.  
Suite B  
Newark, DE 19702

Phone: 302-709-0403  
Fax: 302-709-0409  
info@companiontherapy.com

[www.companiontherapy.com](http://www.companiontherapy.com)